

INFORCE®

ATTACHMENTS INSTRUCTIONS / WARRANTY



ATTACH IT WITH CONFIDENCE


INFORCE Series flashlights are available with an optional, easy "in-and-out" MIL-STD-1913 rail compatible weapon mount and remote pressure switch. This flexible attachment combination gives troops the freedom to choose both mounting placement and their desired switching preference.

INFORCE WEAPON MOUNTING SYSTEM



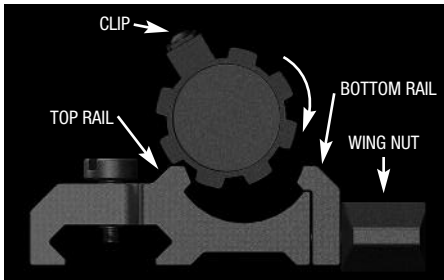
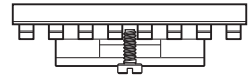
EASY "IN-AND-OUT" WEAPON MOUNT

Your INFORCE flashlight handle has integrated mounting grooves designed to accommodate and facilitate rapid and secure attachment to the INFORCE MIL-STD-1913 rail-compatible universal weapon mount.



MOUNTING INSTRUCTIONS

Slide the weapon mount onto the rifle rail with the mount adjustment screw at the top and secure it to the weapon by tightening the mount screw into one of the rail slots.



ATTACH THE LIGHT

1. Loosen the wing nut.
2. Align the handle groove, clip facing outward, with the top rail of the weapon mount.
3. Rotate the flashlight downward and into the weapon mount, engaging the spring-loaded bottom rail and clamping the flashlight handle in place.



SECURE THE LIGHT

Tighten the weapon mount wing nut, turning it clockwise to firmly secure and lock the flashlight to the mount.

REMOVE THE LIGHT

Loosen the wing nut by turning it counterclockwise and rotate the light upward and out of the mount. Wing nut unscrews only 2 rotations.



REMOTE PRESSURE SWITCH INSTALLATION

Remove the standard tailcap switch and replace it with the tailcap switch/remote pressure switch attachment. Thread the tailcap switch onto the handle and TIGHTEN UNTIL THE CAP CANNOT TURN ANY FURTHER.

Place the pressure switch in the preferred location on foregrip or weapon using provided pressure sensitive Velcro® strips.

MULTI-FUNCTION REMOTE PRESSURE SWITCH OPERATION

INFORCE White Multi-Function Tactical Flashlight

The large button activates High, Low and Momentary functions. Click once to activate High; two quick clicks activates Low. The third click turns the light off. To activate Momentary, press and hold the button for more than 1/2 second. When released, the light will turn off. A quick click, for less than 1/2 second, will resume Constant functions. The small button activates the CQB Strobe.™ Click once to turn the Strobe on, a second click turns the strobe off. To activate momentary strobe, press and hold the button for more than 1/2 second. When released, the strobe will turn off.

INFORCE Multi-Color, Multi-Function Tactical Flashlight

The large button activates the primary white LED High, Low, Momentary and Strobe functions. The small button activates the secondary color LED High, Low and Momentary functions. Both buttons function identically with the exception of Strobe. Click once to activate High, twice for Low. The third click turns the light off. Two quick clicks will activate Strobe. For Momentary, press and hold the button for more than 1/2 second. When released, the light will turn off. A quick click, for less than 1/2 second, will resume Constant functions.

Color Selection:


Press and hold the small button, which will turn on a color LED. While holding down the small button, click the large button to cycle through the color options until the desired color is on. When the button is released, the color selection is complete.



REMOTE PRESSURE SWITCH OPERATION for 6v and 9v FLASHLIGHTS

A single pressure switch operates both INFORCE 6v and 9v flashlights. Press and hold to activate.

NEVER LUBRICATE TAILCAP switch gasket seal, threads, contacts or other threads within the light.



IMPORTANT

NEVER USE LUBRICANT, GREASE, OIL OR OIL-IMPREGNATED CLOTH ON ANY SEALS, THREADS OR CONTACTS WITHIN THE LIGHT. Lubricants will adversely affect the compression seals and performance of the switching mechanism of the multi-function tailcap switch. Should the seals get lubricant or grease on them, simply clean the threaded surfaces and gasket seals with alcohol.

PRODUCT WARRANTY

Warranty – Emissive Energy Corp. warrants our LED illumination products and accessories to be free of defect in workmanship and materials, including any LEDs housed within, for the lifetime of the original owner in all countries excluding the European Union. We will repair, replace, or refund your original purchase price of this product, at our discretion, if it is determined by us to be defective. Electronics, chargers, and rechargeable batteries are covered for a period of two years with proof of purchase. Normal wear and tear of switches, battery power depletion and damage resulting from misuse, abuse, neglect, battery expiration, use of other than INFORCE brand accessories, or altering the product from its original state voids the warranty. This warranty is in addition to and does not affect your statutory rights with respect to faulty goods. Emissive Energy Corp. disclaims any responsibility for incidental or consequential damages. WE ALSO DISCLAIM THE IMPLIED WARRANTY OF MERCHANTABILITY OR FITNESS FOR A PARTICULAR PURPOSE AND ARISING OUT OF TRADE USAGE, A COURSE OF DEALING OR COURSE OF PERFORMANCE. Neither returns nor repairs will be accepted without prior written authorization and a factory issued return authorization (RA).

Your exclusive remedies concerning our performance or nonperformance are as follows: EMISSIVE SHALL NOT BE LIABLE TO YOU OR ANY THIRD PARTY FOR ANY SPECIAL, CONSEQUENTIAL, INCIDENTAL, EXEMPLARY OR INDIRECT COSTS OR DAMAGES, INCLUDING WITHOUT LIMITATION, LOSS OF PRODUCTION OR PROFIT ARISING FROM ANY CAUSE WHATSOEVER, REGARDLESS OF THE FORM OF ACTION, WHETHER IN CONTRACT, TORT (INCLUDING NEGLIGENCE), STRICT LIABILITY OR OTHERWISE, EVEN IF EMISSIVE HAS BEEN ADVISED OF THE POSSIBILITY OF SUCH COSTS OR DAMAGES. Because some states do not allow the exclusion or limitation of liability for consequential or incidental damages, in such states Emissive's liability is limited to the full extent permitted by law.

European Union Warranty – Emissive Energy Corp. warrants our LED illumination products and accessories to be free of defect in workmanship and materials. Normal wear and tear of switches and damage resulting from misuse, abuse, neglect, battery expiration, use of other than INFORCE brand accessories, or altering the product from its original state voids the warranty. WE ALSO DISCLAIM THE IMPLIED WARRANTY OF MERCHANTABILITY OR FITNESS FOR A PARTICULAR PURPOSE AND ARISING OUT OF TRADE USAGE, A COURSE OF DEALING OR COURSE OF PERFORMANCE. There are no other warranties of this illumination product or accessory that extend beyond the expressed limited warranty description set forth herein.

IMPORTANT: PRODUCT REGISTRATION MUST BE MADE WITHIN 30 DAYS OF PURCHASE TO VALIDATE THE WARRANTY. THE FORM MAY BE COMPLETED ON LINE; REGISTER NOW AT WWW.INFORCE-MIL.COM.

EMISSIVE ENERGY and INFORCE are registered trademarks of EMISSIVE ENERGY CORP. CQB STROBE and the distinctive shapes, styles, packaging configurations and overall appearance of all INFORCE flashlights and lighting products are trademarks of EMISSIVE ENERGY CORP. Patents Pending. MADE IN USA.